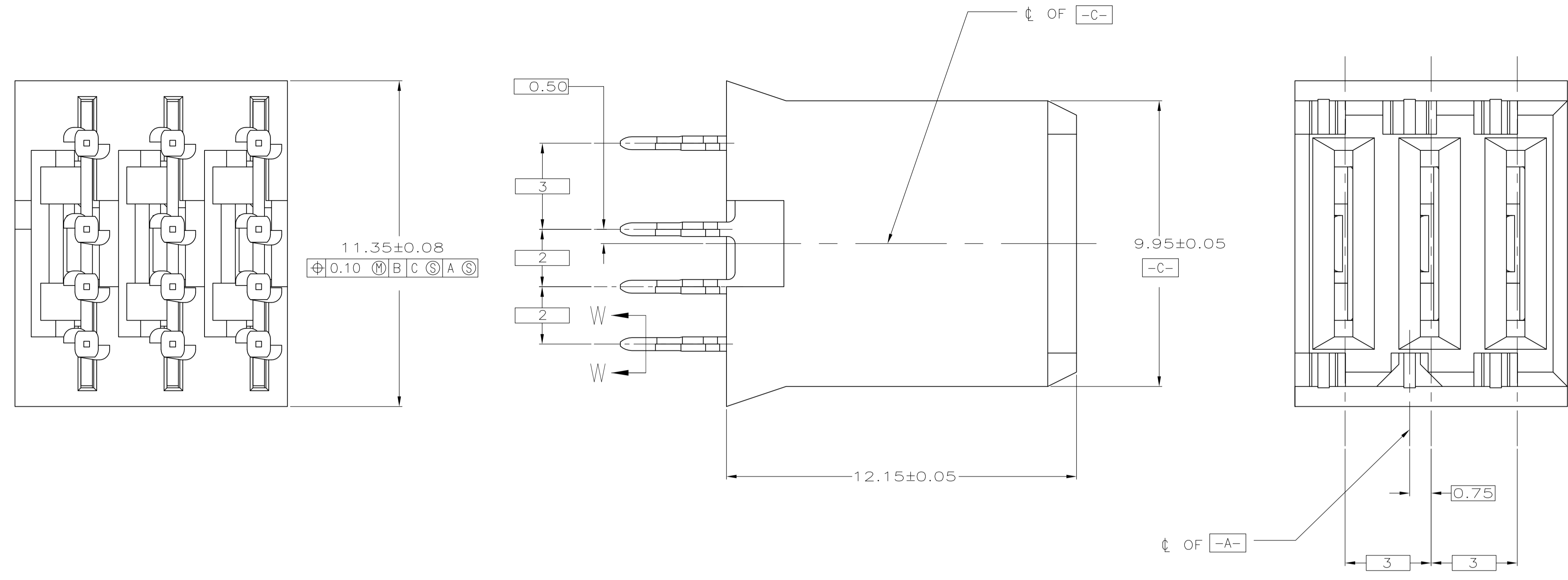
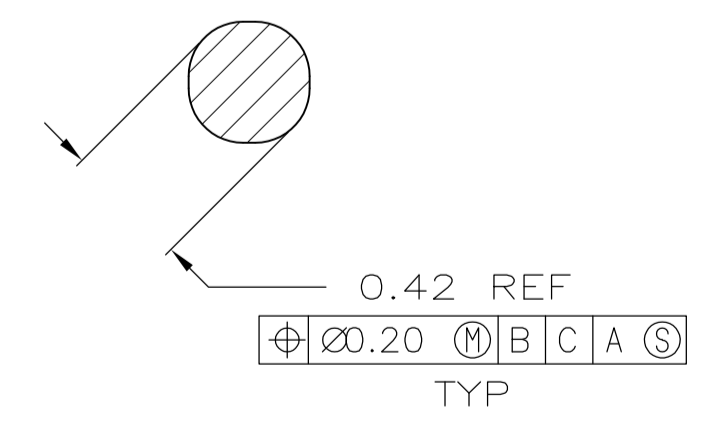
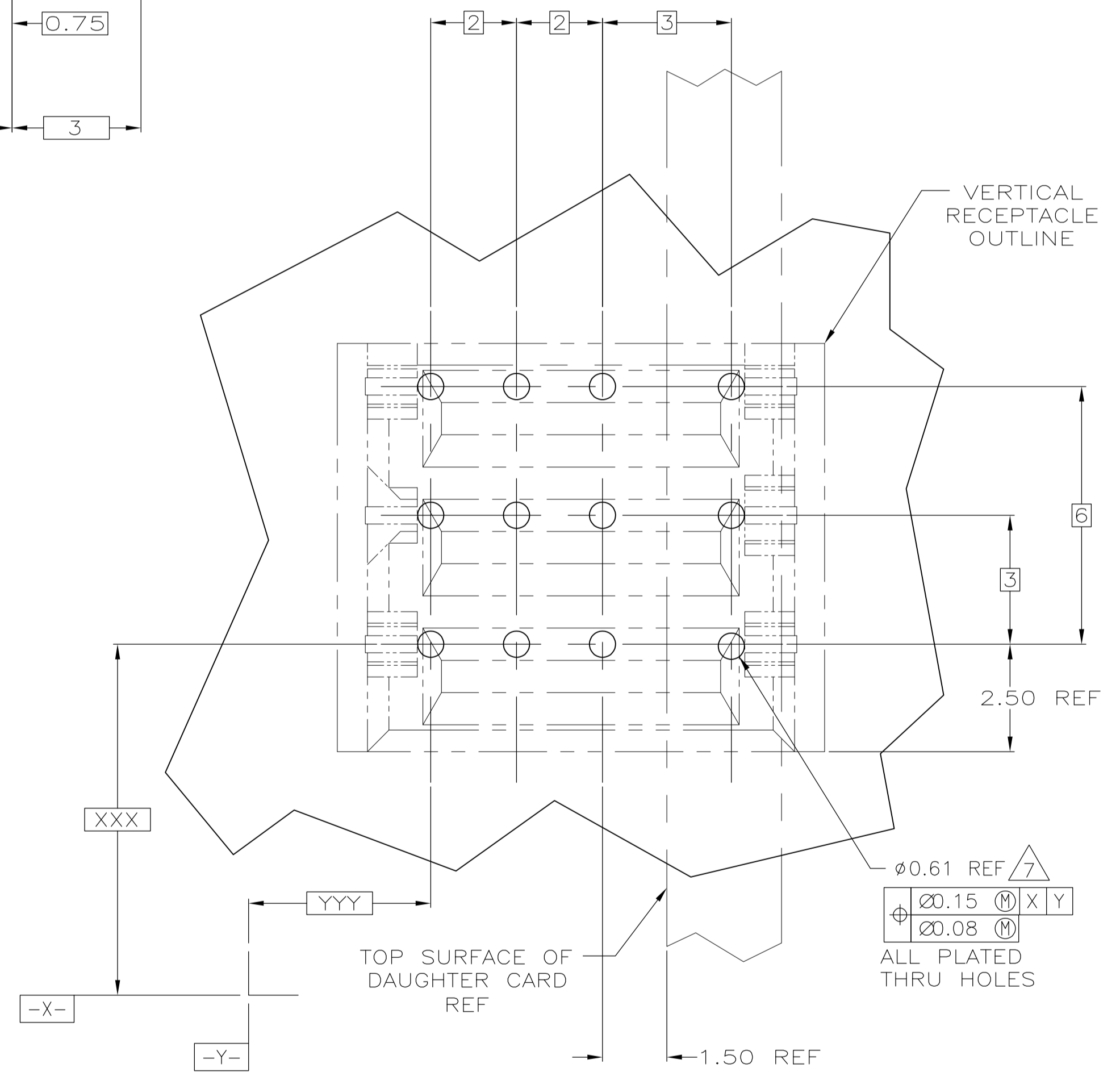
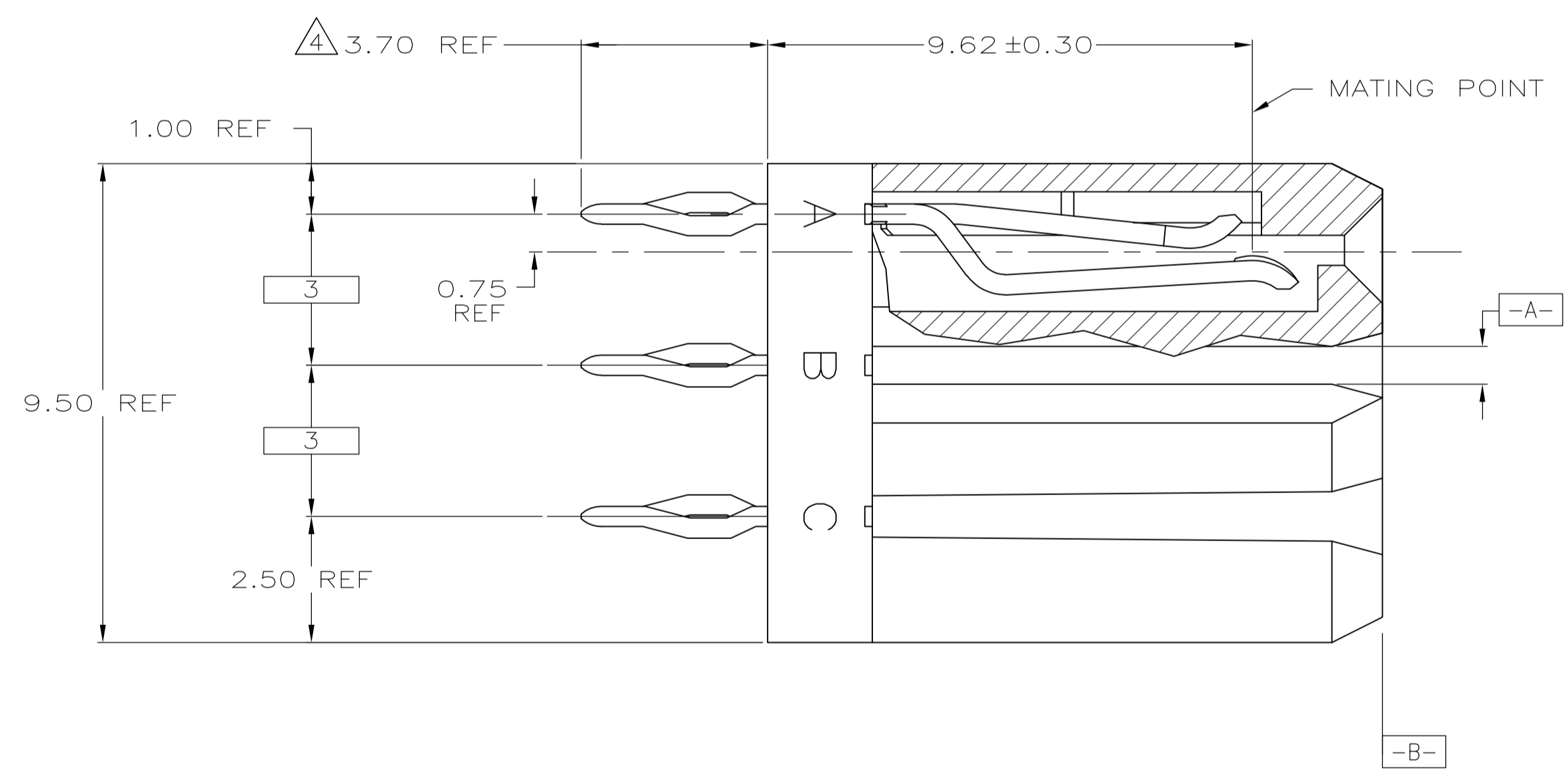


LOC		DIST		REVISIONS			
AD	00	REV	DATE	BY	CHK	APP'D	REV
N2		REVISED PER ECO-07-009714	02MAY07	DH	RP		



- 1 MATERIAL: HOUSING: POLYESTER. COLOR: GRAY. UL 94V-0. CONTACT: PHOSPHOR BRONZE.
- 2 FINISH: CONTACT MATING AREA: 1.27µm MIN GOLD OR 0.08µm MIN GOLD OVER 0.76µm MIN PALLADIUM-NICKEL. ACTION PIN AREA: 0.5µm MIN TIN LEAD PLATE, ALL OVER 1.27µm MIN NICKEL UNDERPLATE.
- 3 FINISH: CONTACT LUBRICATION WITH BELLCORE APPROVED LUBRICANT. TECHNICAL REFERENCE: TR-NWT-001217 ISSUE 1, SEPT 1992.
- 4 TOLERANCE TO BE ±0.28 AFTER CONNECTOR IS APPLIED TO PC BOARD.
- 5 RESTRICTED PART NUMBER, CONTACT ENGINEERING.
- 6 MATERIAL: HOUSING: POLYESTER. COLOR: GRAY. UL 94V-0. CONTACT: HIGH CURRENT COPPER ALLOY
- 7 REFERENCE APPLICATION SPEC 114-1103 FOR RECOMMENDED PLATED THRU HOLE DIAMETER AND PLATING THICKNESSES.
- 8. CURRENT RATING 10A/CONTACT FOR PHOS BRONZE CONTACTS AND 16A/CONTACT FOR HIGH CURRENT COPPER ALLOY CONTACTS PER PRODUCT SPEC 108-1651



SECTION W-W
SCALE 40:1

RECOMMENDED PCB HOLE LAYOUT

2 3 6	5-223955-2
1 2 3 5	223955-8
1 2 3	223955-2
MATERIAL & FINISH	PART NUMBER

THIS DRAWING IS A CONTROLLED DOCUMENT.		DIN R. BUCHHEISTER 25/JAN/95		Tyco Electronics Corporation	
DIMENSIONS: mm		CHK D. ZITSCH 25/JAN/95		Harrisburg, PA 17105-3608	
TOLERANCES UNLESS OTHERWISE SPECIFIED:		APP'D D. SINISI 25/JAN/95		NAME	
0 PLC ± -		PRODUCT SPEC		ASSEMBLY, VERTICAL RECEPTACLE, UNIVERSAL POWER MODULE	
1 PLC ± -		APPLICATION SPEC		SIZE CAGE CODE DRAWING NO	
2 PLC ± 0.13		WEIGHT		A1 00779 C=223955	
3 PLC ± -		CUSTOMER DRAWING		SCALE 10:1 SHEET 1 OF 1 REV N2	
4 PLC ± -		RESTRICTED TO			
ANGLES ± -					